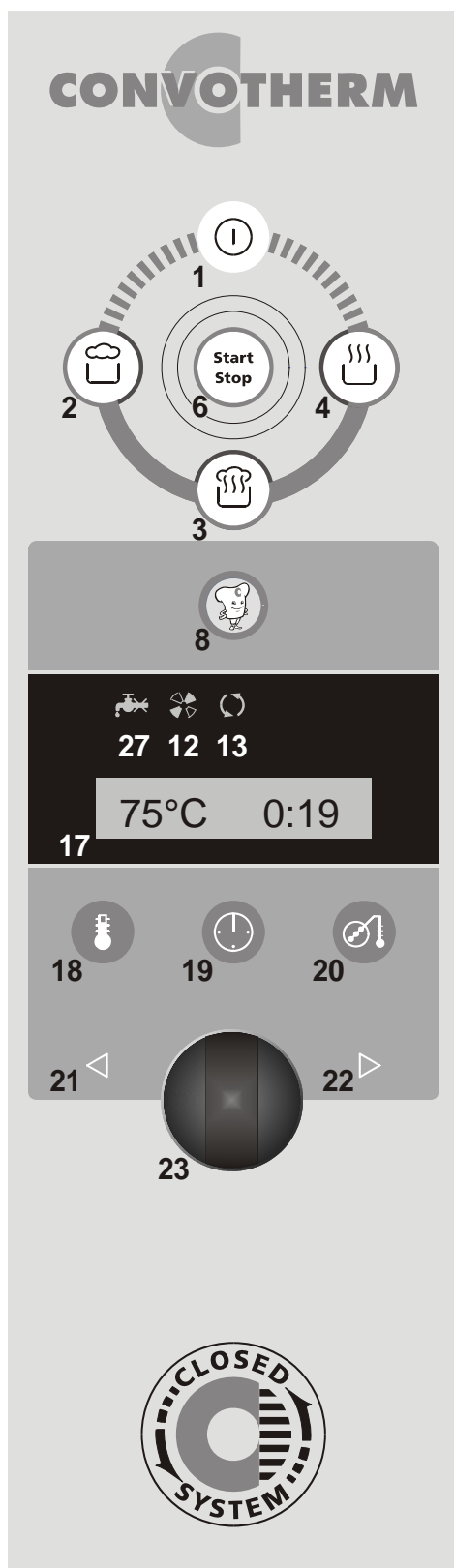
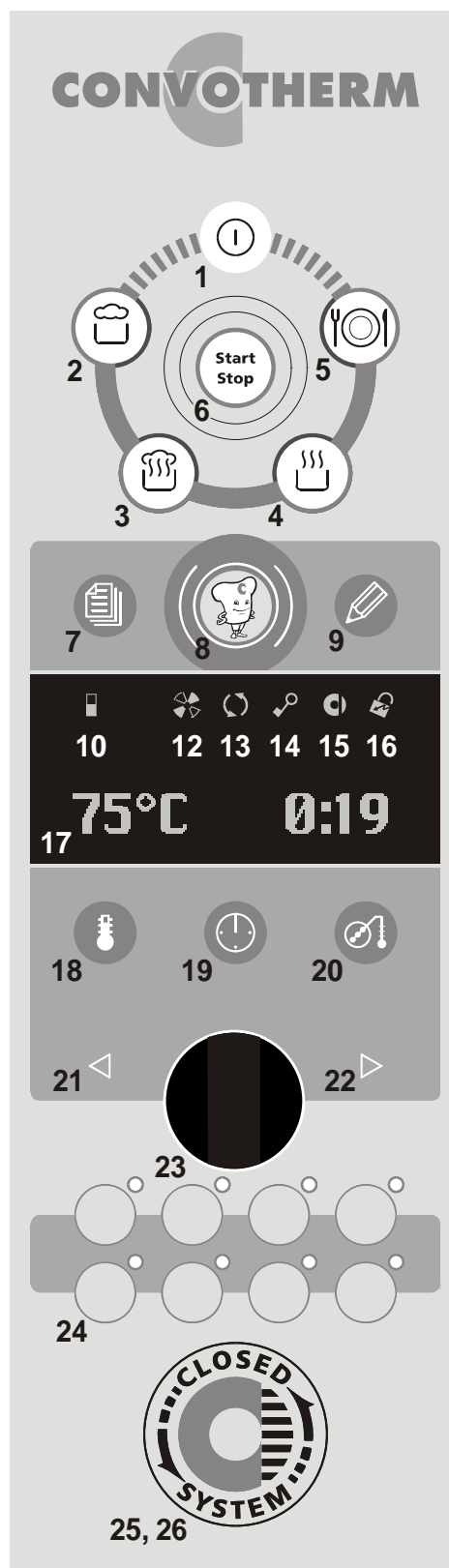
























## 2.1 Control Panels OSC / OSP / OSG

Control panel OSC



Control panel OSP / OSG



-  1 = On / Off
-  2 = Cooking programme 'Steaming'
-  3 = Cooking programme 'Superheated steam'
-  4 = Cooking programme 'Convection'
-  5 = Cooking programme 'Regeneration'
-  6 = Start / Stop
-  7 = Cookbook
-  8 = Mr.C
-  9 = Editing / Writing
-  10 = Reduced power (not with OSG)
-  12 = Reduced fan speed (not with OSG)
-  13 = Operating display
-  14 = Key lock
-  15 = Demoisturising (not with OSG)
-  16 = Programme protection
- 17 = Display
-  18 = Cooking chamber temperature
-  19 = Cooking time
-  20 = Core temperature (Option on OSC and OSG)
-  21 = Paging / scroll left
-  22 = Paging / scroll right
- 23 = Digital dial
- 24 = Pictogram control with LED
- 25 = Demoisturising key (middle) for CONVOTHERM OSP
-  26 = Clima display
-  27 = Error message lights up to signal low water level (not with OSP)



Cross reference:

Further information on the Control panels, see CONVOTHERM Handbook